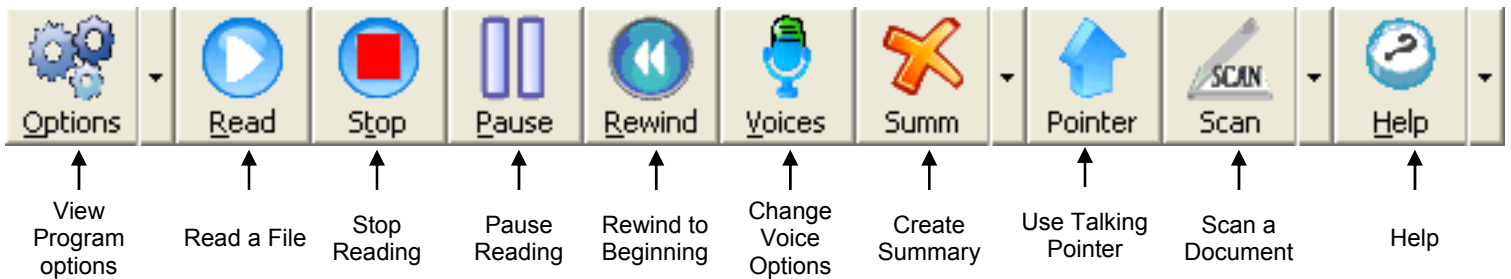


Universal Reader Plus



Great for reading text directly from email or internet

TOOLBAR




Details



Click on the **Options** button to view the options screen.



Click on the **Read** button to begin reading.



Click on the **Stop** button to stop reading.



Click on the **Pause** button to pause reading.



Click on the **Rewind** button to begin reading from the start of the text.



Click on the **Voices** button to change the voice options.



Click on the **Summ** button to create a summary of the document.



Click on the **Pointer** button to use the Talking Pointer.



Click on the **Scan** button to scan a document.



Click on the **Help** button for additional help.

To Read

- Select the text you want to read.
- Select Read (CTRL + F6).
- Listen.

To Select Voices



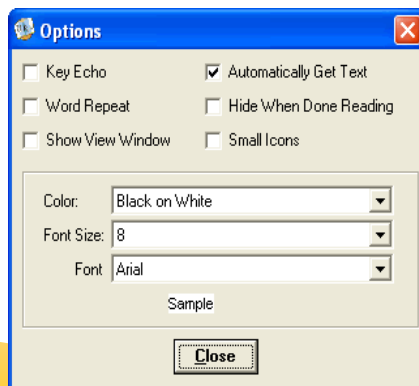
- Select voice from Voices dropdown menu.
- Select voice rate (speed).
- Select OK.

Options





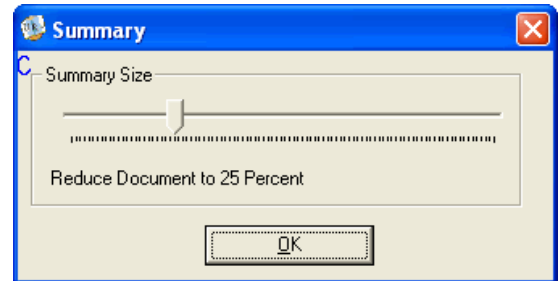
- For detailed **Options** information, view the UReader Plus video.
- View the Talking Pointer video.
- See Help menu for videos.

Options Dialog Box

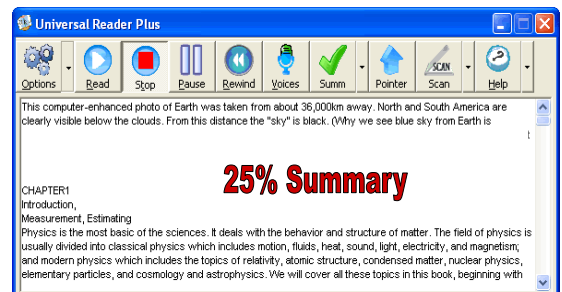


To Summarize

- Turn **Summ** option on by selecting it.
- Button changes from  to .
- Click on **Summ** down arrow.
- Select Option.



- Slide pointer to adjust percentage of the reduced document size.



- Select OK.
- Select text to be summarized and read.

Help

- Click on the down arrow for help options



Click on a topic to watch the instructional videos!!

